



Australia & New Zealand

**VW Amarok 2011- Present: PPVWV09.0 & PPVWV013.0**



1. Disconnect battery

2. Locate 2 x sheer off bolts holding ECU harness bracket in place.





3. Using a centre punch and hammer hit front side of sheer off bolts, until they slightly turn.






4. Cut a small groove in thread side of sheer off bolt & use a jeweller's screwdriver to unwind.




5. Remove ECU harness bracket.








6. Unplug ECU plug by sliding locks back with a flat screw driver and unplug both ECU harness plugs.











7. Fit plug and play harness to ECU factory loom.





8. Unplug white loom clip on factory loom.




9. Run rear ECU plug behind ECU against firewall.





10. Remove wiring harness from ECU bracket engine side and push down out of way.







11. Mount Unichip PNP loom to engine side of ECU bracket using cable ties between both ECU looms.




12. Plug Unichip loom into Unichip.





13. Stick Velcro for ECU on front side of battery and mount Unichip.



14. Reconnect battery.