



Australia & New Zealand

Toyota Hilux D4D 2008-2014: PPTOY16.0



1. Disconnect negative battery terminal (s).





Australia & New Zealand

2. Locate E.C.U. behind glove box.





3. Remove glove box.





Australia & New Zealand


4. Unplug factory loom from E.C.U.





Australia & New Zealand

5. Plug Unichip "Plug and Play" harness into factory E.C.U. Plug factory E.C.U into "Unichip Plug and Play" harness junction box.



6. Fit the three Unichip Q4 Loom plugs to the Unichip Q4.






Australia & New Zealand

7. Velcro Unichip to side of Lower module, on the left side of the glove box.



8. Tuck Harness into the far left side of the glove box.





Australia & New Zealand

9. Refit glove box.



10. Reconnect Battery.

11. Enjoy.