




Fitting Instructions Plug & Play: **PPFOR15.4**




Step 1: Disconnect Battery terminals (negative first) and remove battery from vehicle






Step 2: Unclip 4 x Fuse Box Holders and lift up Fuse box and place where battery would go.





Step 3: Remove 6 x fasteners holding Fuse Box holder. Remove all wiring looms attached to Fuse box holder




Step 4: Remove Fuse box holder






Step 5: Remove 4 x fasteners holding ECU in place and remove ECU plugs




Step 6: Install Unichip PnP harness to ECU as shown






Step 7: Reinstall ECU in position and fasten. Connect the Unichip PnP to the factory small plug as shown.




Step 8: Connect Unichip PnP harness to factory wiring as shown.






Step 9 : Refit Fuse box holder bracket and route ECU plug loom as shown between ECU and ABS unit.



Step 10: Mount Unichip Q4 and PD6 Injector driver to bracket and mount to Fuse box holder as shown.





Step 12: Refit Battery (positive terminal first)





Step 13: Road test vehicle and enjoy.